

## Features

SB-DN-PM3P01 is a three phases intelligent digital power meter which has the functions of electric parameter measurement and record. It can be used for power consumption recording and one year power consumption can be recorded. And also the current, voltage, power and power factor can be measured by the meter. The current, voltage, power consumption, time, UV Switch etc can be set as the logic input. maximum current for the channel is 10A. The extra current transformer can be added in case of high power detection.

- The voltage, current, power, active power, reactive power, apparent power, power factor etc.
- 24 Logic Blocks: The Phase voltage, current of each channel, time, channel electric degree in specified time interval, Universal Switch can be used as the logic inputs, to trigger the control target. The logic relations are AND, OR, delay time can be set.
- Recorded data can be stored for one year. The record can be checked by month, day, hour, minute by application software.

## Important Notes

- HDL Bus – CAT5E or HDL Bus/KNX Specified cable , 0.8mm single core and copper material.
- Bus Connection - Hand-by-Hand connection is recommended.
- Maximum current in the channel is 10A, in case there is no current transformer.

## Installation Steps

- Din Rail Installation, installed in DB Box.
- Make the remark of load cable and power supply cable.
- Make sure the right connection of load and HDL Bus.
- Check the HDL Bus Connection.

## Product Specifications

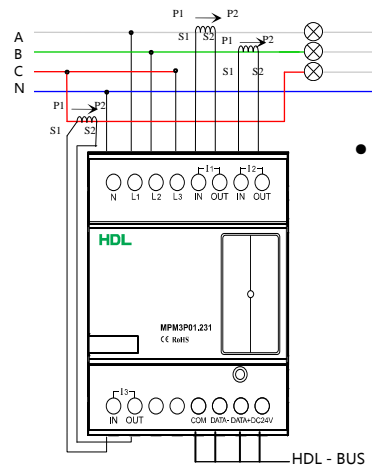
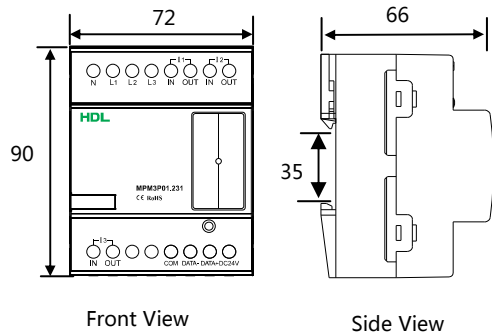
- Working Voltage : DC12~30V
- HDL Bus Power Consumption : 60mA/DC24V
- Voltage of AC to be measured : 100—250VAC
- Maximum current in each channel : 10A
- Working Temperature : 0~45°C
- Working Relative Humidity : 20%~90%
- Storage Temperature : -40°C~+55°C
- Storage Relative Humidity : 10%~93%
- Dimension : 72mm×90mm×66mm
- CE Certification
- Protection : IP20

## HDL-Bus Definition for cable

HDL - BUS Pro	HDL - Bus/KNX Cable
COM	Black
DATA-	White
DATA+	Yellow
DC24V	Red

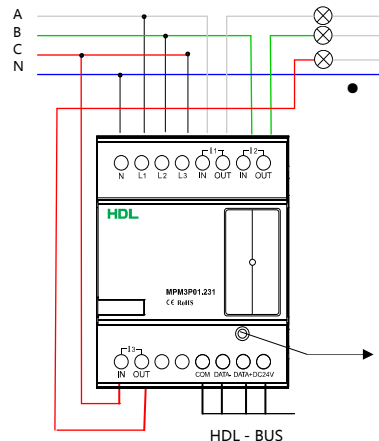
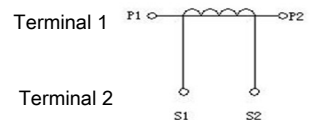
## Type and Wiring

SB-DN-PM3P01



Connection of 3 phase – 4 line Power Meter, with current transformer

- When use current transformer, make the remark in "status info" in the HDL Bus software. The transformation ratio should be correct



Connection of 3 phase 4 line power meter, without current transformer

- When there is no current transformer, maximum current of each channel is 10A. The transformation ratio should be written as "1" in the "status info" menu.

Module Indicator, flickering when the module is working fine. Keep pressing the indicator for 3 seconds, the address of the module can be modified by HDL Bus Software.



WARNING

## Safety Attention

- Screw down strength is less than 0.4Nm
- Installation Position: DB Box
- Do not make wrong connection on Bus interface, it will damage the Bus interface this module
- Do not get AC240V voltage into Bus wire , it will damage all of devices in system
- Assure a good ventilation circumstances
- Rain, liquid, and aggressive gas are not allowed to close to it