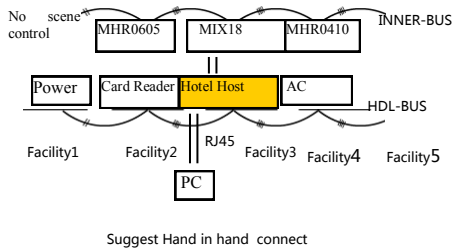


System Connection Diagram

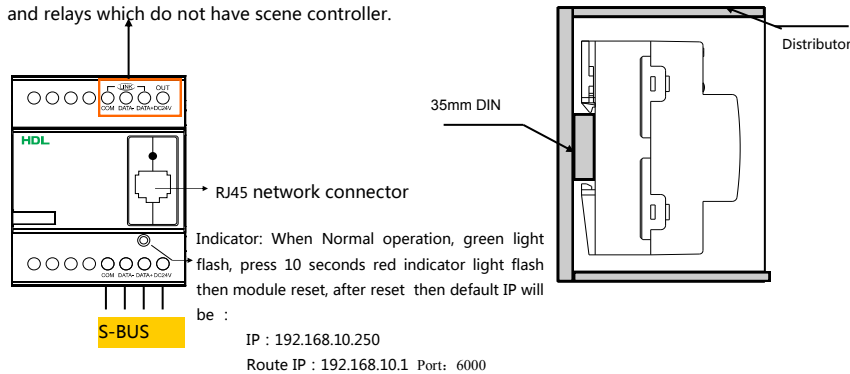


HDL-BUS Definition

Brown White/Orange White color	COM
Blue White /Green White Color	DATA-
Blue Color/Green Color	DATA+
Brown Color/ Orange Color	DC24V

Installation and Connection Instruction

INNERBUS General Line (Power Bus), extend to connect the dimmers and relays which do not have scene controller.



Pack List

SB-DN-48HNET	1 PC
Installation Manual	1 PC

Safety Use and Maintenance

- Read All Instructions in detail before use
- Make sure good Ventilation Environment
- Pay Attention to Water-proof, shake-proof and dust-proof when using
- Non-Rain, Non-Contact with other liquids or corrosive gases
- Should be dried in time if invaded by water or liquid
- Contact Professional maintenance staff or HDL company when Product has problem

Description

SB-DN-48HNET Hotel room control host which is the core of the hotel system, it can work with mix controller and other relay without scene. Hotel control host's 48 channel must set by hotel management system. Through hotel management system to set , control and monitor doorbell panel, curtain, lights, fan and A/C.

Environmental Condition

Working Temperature-5℃~45℃
Working Relative Humidity 20%~90%
Storage Temperature-40℃~+55℃
Storage Relative Humidity10%~93%

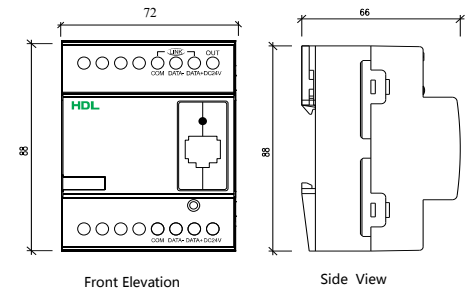
Features

- Soft Reset
- 48 Channel control
- 99 Independent region , 1 region corresponding to 1 scene.
- Total 99 scenes, each scene' s running time is (0-250second)
- Each channel have lamp cap, the lower limit , the maximum limit.
- Each channel have light protect delay time (0-250 second)
- Each channel can batch start up delay (0-250Second)
- Switch function: HDL-BUS and Ethernet exchange
- Can identify Insert card module status and set scene and target
- can control the various states of A/C and upload the statue to the monitor software.
- can control the various states of curtain and upload the statue to the monitor software
- Receive various of panel' s control signal, deal with channel and module' s control.
- High Scalability: add corresponding control component on the master control module when need expand new functions. And the system can work perfect with any exist systems. Such as: BA system, the central control system and security systems.

Performance Parameters

- Bus Power Supply : DC12 - 30V
- Bus Power Consumption : 40mA/DC24V
- Signal Connector : INNER BUS HDL-BUS
- RJ45 Connector:RJ45-TCP/IP Network connector
- Install Way : Standard 35mm Din Rail
- CE Certificate

Installation Dimension



Installation Requirements

- RJ45 Network Connect : CAT-5e UTP
- 485 Bus Connect : CAT-5e UTP
- INNER-BUS: CAT-5e UTP
- Mounting Position : Electric Switch Box