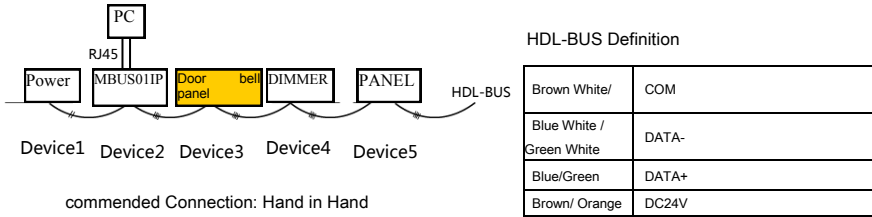
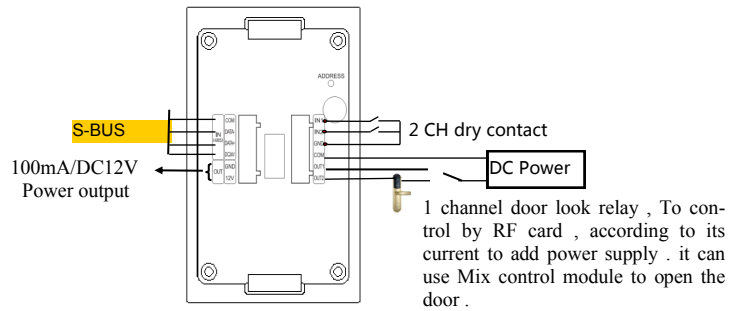


System connection diagram



Wiring For Installation



Note : Door bell touch panel have special back box , to fix and protect the panel . In the side of back box it have holes for make the wire connections.

Packing list

SB-3S-Bell-XS	1 PC
Installation Manual	1 PC

Safety and Maintenance

- Read All Instructions in detail before use
- Make sure good Ventilation Environment
- Pay Attention to Water-proof, shake-proof and dust-proof when using
- Non-Rain, Non-Contact with other liquids or corrosive gases
- Should be dried in time if invaded by water or liquid
- Contact Professional maintenance staff or HDL company when Product has problem

Description

SB-3S-Bell-XS is Door Bell touch panel which installed outside the room nearby the door. Thought control the panel to indicate your requirement in door bell panel , such as DND, Clean Room, and Pick Laundry

Environmental conditions

- Working temperature 0~45
- Working Relative Humidity 20%~90%
- Storage temperature -40~+55
- Storage Relative Humidity 10%~93%

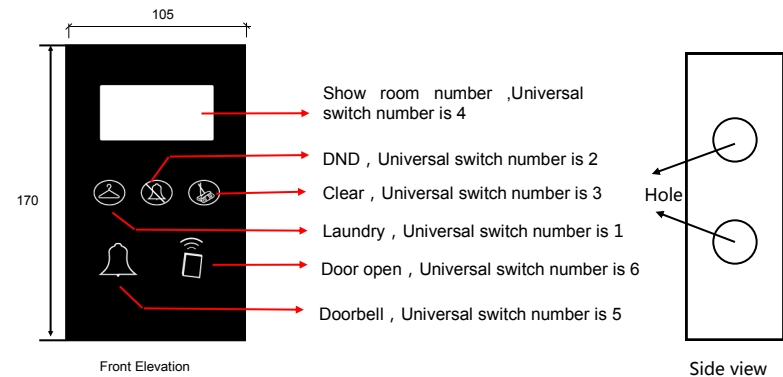
Features

- \*Show room number , DND, clear, Laundry , ect
- \*Door bell
- \*Open the Door by RF card & history record function
- \*Bus connection : RS485

Performance parameters

- Voltage : DC24V
- Power consumption : 45mA/DC24V
- Installation : back box
- Dimension : 170mm×105 mm×40mm

Installation dimensions



Installation Dimension

Special back box  
Bus connection : CAT-5 UTP